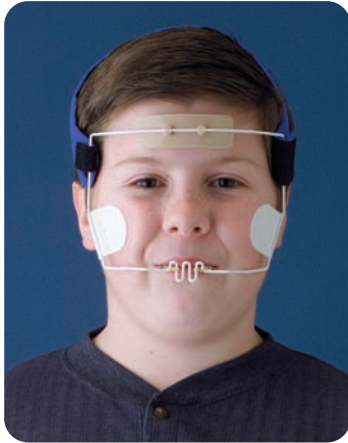


Grummons Protraction Face Mask

Reverse Pull Without TMJ Loading

Manufactured Exclusively by Great Lakes



Order No. VFM

Single Use Only

Gel liner for forehead and cheek rests maximizes comfort. (LATEX FREE)

Washable, reusable Silopad™ liner effectively reduces:

- Friction
- Abrasion
- Shear Force
- Pressure

Mouthbow

- .075" gauge wire.
- Increased stability and tension potential.
- Used with your choice of intra-oral anchor.

Headstrap Features

- Attaches to face mask with easy-release velcro.
- Provides maximum stability.
- Easy to use, comfortable while sleeping.

Adjustable

- Lightweight stainless steel cheekbone rests.
- Will contour to patient's individual bone structure.
- Ensure a perfect fit for every face regardless of shape.
- 30 degree angulation for comfort along tissue contours.

Forehead Rests

- Larger for improved patient comfort.
- Easily removable for replacement.
- Molded of lightweight plastics.

Elastics

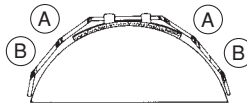
- 5/8" 2 oz. from molar bands to mask.

IMPORTANT REMINDER FOR DOCTORS!

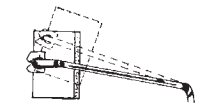
To avoid risk of eye injury, be sure to inform patients and parents about proper safety precautions when placing and removing headgear. Also caution patients against rough or risky play while headgear is in place.

Custom Fitting Instructions

- (A) Adjustments and Fitting
To stay in place while sleeping, the face crib must conform closely to the contour of forehead and cheeks. Adjustments should be made by applying an adjusting plier at points A and/or B.
- Adjusting Plier 220-022.



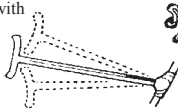
- (C) Adjust to accommodate a longer or shorter face.



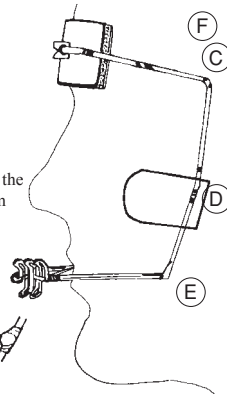
Pad should be above eyebrows for maximum surface contact allowing patient to talk without displacing face crib.

- (D) If the crossbar is too close to the mouth, bend the cheekpads inward to increase the distance from the crossbar to the mouth.

- (E) Align crossbar directly with the teeth and slightly below mouthline. This slight upward pressure will hold the face crib more firmly in place.



- (F) Head cap attaches at temple bend and should rest comfortably on crown of the head. It can be stapled or stitched to shorten if needed.



Indication For Treatment Utilizing The Grummons Face Mask

• Midfacial Orthopedics

1. Maxillary protraction skeletally.
 - a. with RPE appliance
 - b. with Herbst appliance
2. Cranio-facial/cleft palate.
 - a. Correction of collapsed maxilla segments (when early cleft palate surgery), enhancing the optimal alignment of the teeth.

• Dental Arch Protraction

• Mandibular

1. If outer bow elastic pull is above the level of the archwire, the molars extrude with occlusal plane change.
2. If outer bow is at the level of the archwire, the lower dental arch protracts. This is usually the most favorable placement, and desired movement.
3. If outer bow is lower than the archwire, the incisors intrude/flare as they advance.
4. Mesial rotation ties to the lower first molars are suggested for counter-rotation effects against the extraoral elastics. A round archwire overlay with the utility arch permits advancement of the lower arch.
5. Treat the overbite before the overjet, otherwise the protraction of the lower dentition will contribute to associated mandibular condylar distalization as excessive incisor overlap persists.

• Postorthognathic Surgery

1. Postsurgically to maintain maxillary advancement and antero-posterior correction.
2. Postsurgically to intentionally increase the antero-posterior maxillary advancement.
3. Postsurgically to maintain/promote inferior repositioning with increase in posterior facial height.

• Maxillary

1. With fixed orthodontic appliances.

• TMJ Management Aspects

1. Protraction of the upper dental arch permits repositioning of the mandible forward to optimize discondyle coordination, and condyle-disc-fossa relationships.
2. Avoidance of Class III elastic utilization, since these tend to compress/load the TMJ components unfavorably, while also promoting masticatory muscle hyperactivity and myalgia.

• Headgear Cases Available

- Red832
- White834
- Purple831
- Black.....830
- Green884

Order by fax, phone, or E-mail

800-828-7626 • Local 716-871-1161 • FAX 716-871-0550

E-mail: info@greatlakesortho.com

Website: www.greatlakesortho.com

Manufactured by:
Great Lakes Orthodontics, Ltd.
200 Cooper Avenue, P.O. Box 5111
Tonawanda, NY 14151-5111



Designated Representative:
Smile Dental
Handelsgesellschaft MBH
18 Neanderstr
Dusseldorf 40233 Germany

Returns after 30 days are subject to a 15% restocking charge unless the item is damaged in shipping or shipped in error. This does not apply to custom made devices.